

**ACTONIX**

# User Guide

Visit [www.actonix.in](http://www.actonix.in) to secure your business now









## ⚡ Accessing Actonix for the 1<sup>st</sup> time Mobile Phone

Complete summary of all steps at a glance

#	Action	Preferred Device
1	Click "Sign in with Active Directory User Principal Name OR Email " on the login page	Mobile
2	<p>Select " Choose Your Sign-In Method " in the dialog</p> <p>Passwordless authentication with <a href="#">Passkeys</a> works on all modern devices and browsers, including built-in options like FaceID, TouchID or Windows Hello. With roaming passkeys your users can even login across different devices with a push message.</p> <p>→ Create Passkey and choose where to save passkey Google Password Manager or Windows Hello</p>	Mobile
	<p><a href="#">MFA</a> adds a vital security layer by requiring verification methods to prove your identity before granting access</p>	Mobile
	→ QR code appears — keep window open	Mobile
	→ Open phone Google / Microsoft Authenticator app scan the QR code	Mobile
3	<p><a href="#">Password Vault</a>: Developed under a zero-knowledge model, decryption happens exclusively on the user's device. The server only stores cryptographic hashes, ensuring the provider never sees your master password or actual vault data.</p>	Mobile
	A. Vault — Set Up Your Encrypted Vault → submit → biometric #1	Mobile
	B. Vault — Validate → biometric #2	Mobile
	C. Vault — Login → biometric #3 → vault unlocked	Mobile

## After initial setup — Connecting from Laptop / Desktop with Passkey ?

Complete summary of all steps at a glance

#	Action	
1	Click "Sign in with Passkey" on the login page	 Desktop
2	Select "Use a phone or tablet" in the dialog	 Desktop
3	Enable Bluetooth if prompted	 Desktop
4	QR code appears — keep window open	 Desktop
5	Open phone camera app, scan the QR code	 Mobile
6	Tap the notification banner on your phone	 Mobile
7	Enable Bluetooth on phone if prompted	 Mobile
8	Approve with Face ID / fingerprint / PIN	 Mobile